


**PRECISIONARY**



## THE COMPRESSTOME® ADVANTAGE

### Precisionary Instruments

Compresstome® slicers are designed for achieving rapid cutting of high-quality free-floating sections for optimal immunohistochemistry

#### Compresstome® BETTER THAN CRYOSTAT:

- **Better for histology**  
No ice crystal formation and better preserved subcellular structures. With no freeze-induced micro-cracks, slices will not fall apart during cutting and mounting. With no freeze-thaw steps, the Compresstome® avoids degrading proteins and their antigenicities.
- **Automated slicing**  
Completely automated for stress-free slicing, meaning no more tedious wheel cranking!
- **Better for electron microscopy (EM)**  
Can be further used for EM studies by producing super thin slices. Expand your experimental possibilities!
- **Wide range of slice thickness**  
Cut slices from 3  $\mu\text{m}$ , compared to the limited cryostat thickness range of only 5  $\mu\text{m}$  to 40  $\mu\text{m}$ .
- **Flexible temperature conditions**  
Section tissues in temperature ranging from 0 °C to 37 °C.
- **No freeze artifacts**  
No liquid nitrogen freezing means saving you time and money, and no ice crystal formation in tissues leads to better staining.



### Compresstome® Advantages

#### Faster Sectioning

Cut large quantities of fixed and live tissue as free-floating sections for historical experiments up to 10X faster.

#### No chattermarks

Eliminates vibration artifacts or chattermarks from slice surfaces, producing a smooth surface for histological staining

#### Thinner sections

Section as thin as 5  $\mu\text{m}$  slice...without tissue curling, thickness irregularity, or shredding!

#### Portable and convenient


Small footprint allows the Compresstome® slicer to be easily moved and transported by one person.

**(617) 682-0586**  
**[www.precisionary.com](http://www.precisionary.com)**  
**[info@precisionary.com](mailto:info@precisionary.com)**


**Boston, USA**  
**Made in USA**







**PRECISIONARY**



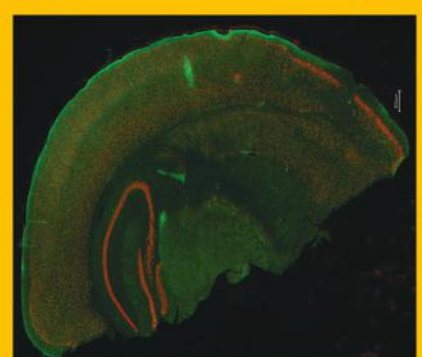
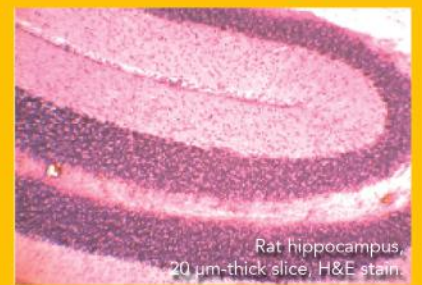
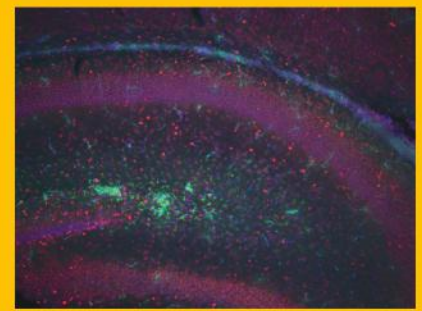
## THE COMPRESSTOME® ADVANTAGE

### Precisionary Instruments

Compresstome® slicers are designed for achieving rapid cutting of high-quality free-floating sections for optimal immunohistochemistry

### Compresstome® BEST VIBRATING MICROTOME:

- **Faster cutting speed**  
Section each slice in less than 3 seconds, much faster than traditional vibratomes.
- **Consistent slice thickness**  
Cut consistently and reliably, producing sections with even surfaces with no chattermarks.
- **Affordable:**  
Other market microtomes cost thousands of dollars more than the Compresstome®. We provide full warranties and low-cost maintenance using modern day technology to save you money for years.
- **Simpler & repeatable protocol**  
The Compresstome® slicer only needs agarose embedding for tissues before cutting. No additional materials are needed, which saves time and money for daily sample preparation.



**(617) 682-0586**  
**[www.precisionary.com](http://www.precisionary.com)**  
**[info@precisionary.com](mailto:info@precisionary.com)**

**Boston, USA**  
**Made in USA**